


SPECTATOR SAFETY

STAND IN APPROVED SPECTATOR AREAS



DON'T WALK ON THE SPECIAL STAGE ROAD

ANIMALS PROHIBITED



FOLLOW THE MARSHAL'S INSTRUCTIONS

LISTEN FOR THE WHISTLE OR HORN - THIS INDICATES A CAR IS APPROACHING AT RACE SPEED

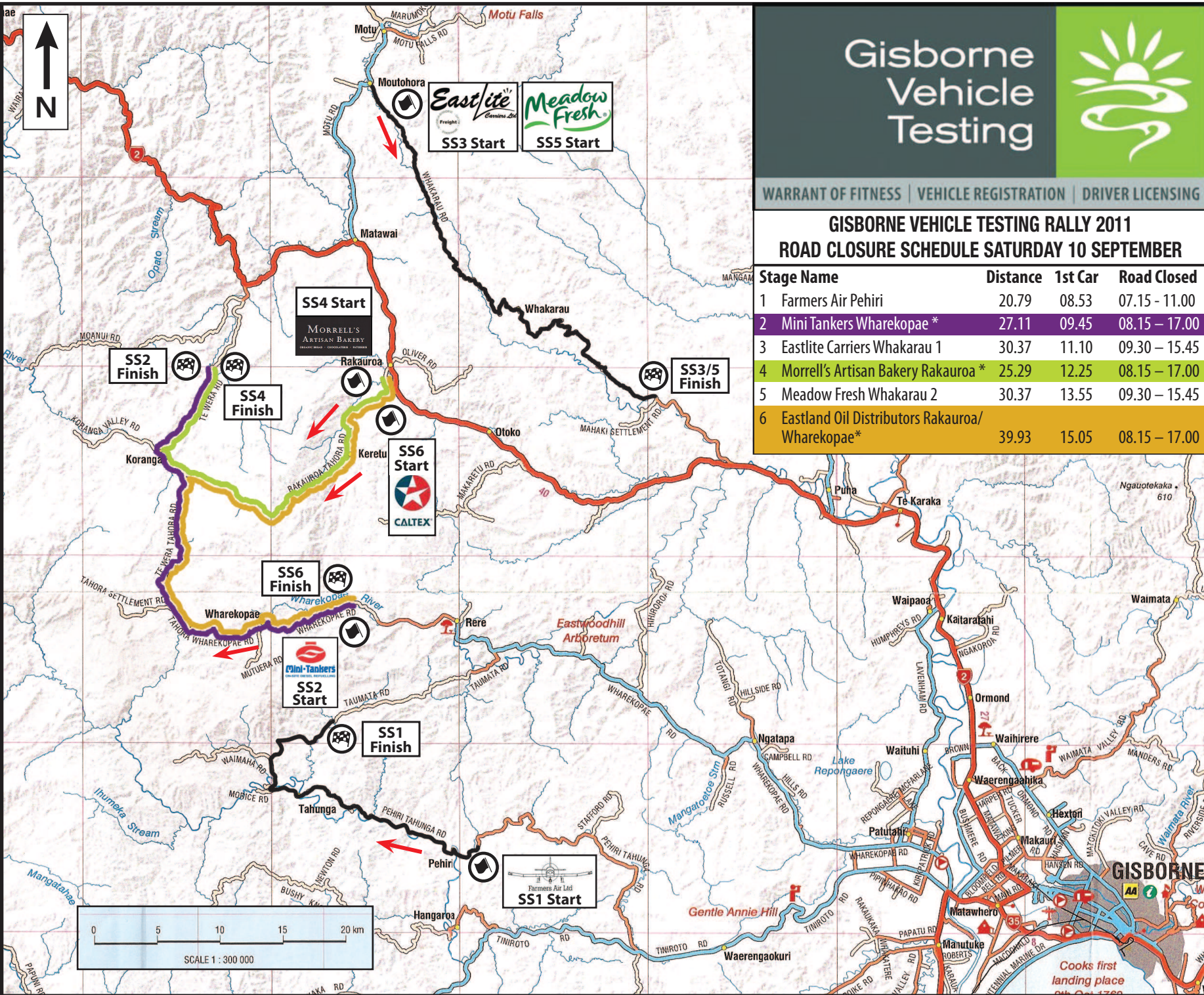
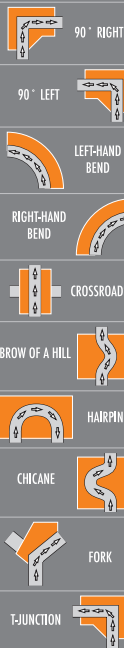
PLEASE TAKE YOUR RUBBISH WITH YOU

STAY SAFE

RALLYING CAN BE DANGEROUS, AND SPECTATORS ARE ADVISED THAT THEY WATCH AT THEIR OWN RISK.

Study these diagrams. The orange areas indicate PROHIBITED AREAS where it could be dangerous to stand. Do not go there as this could cause delays or the cancellation of the stage.

SPECTATOR APPROVED AREAS ARE THE ONLY SAFE PLACES



Gisborne Vehicle Testing



WARRANT OF FITNESS | VEHICLE REGISTRATION | DRIVER LICENSING

GISBORNE VEHICLE TESTING RALLY 2011 ROAD CLOSURE SCHEDULE SATURDAY 10 SEPTEMBER

Stage Name	Distance	1st Car	Road Closed
1 Farmers Air Pehiri	20.79	08.53	07.15 - 11.00
2 Mini Tankers Wharekopae *	27.11	09.45	08.15 - 17.00
3 Eastlite Carriers Whakarau 1	30.37	11.10	09.30 - 15.45
4 Morrell's Artisan Bakery Rakauroa *	25.29	12.25	08.15 - 17.00
5 Meadow Fresh Whakarau 2	30.37	13.55	09.30 - 15.45
6 Eastland Oil Distributors Rakauroa/ Wharekopae*	39.93	15.05	08.15 - 17.00